



ForældreIntra

The name is a combination of "parents" [Forældre] and "intranet" [Intranet]

Get in closer touch with the school

With ForældreIntra you can

- Keep up with what is going on at your child's school
- Communicate with the teachers via the contact book [Kontaktbog]
- Send e-mails to teachers and parents
- Sign up for events and meetings

ForældreIntra is part of the school's closed intranet, SkoleIntra, and you must therefore log on with your user name [Dit brugernavn] and a password [Adgangskode].

You log on to the program from the school's website.

The school's website: _____

Your user name: _____

Password: _____

Welcome to ForældreIntra

You enter ForældreIntra via the menu option "ForældreIntra" on the school's website. When you click on this menu option, you must use the user name and password the school has provided you.

The school decides the appearance of ForældreIntra for each individual class. Therefore the number of functions and menu options will vary from school to school and from class to class.



News [Nyheder]

Under this menu option you can see new notices, news from the office and the school library as well as slide shows.

Menu

The menu is now a menu for ForældreIntra. Previously a menu from the school's website was shown.

Archive [Arkiv]

In the archive there are document archives, picture archives and the school's news archive.

Information [Information]

Here you can keep informed about timetables, activity calendar, schedule changes, week schedules, year schedules and the class' photo album.

Contact [Kontakt]

See, for example, the class' teachers and make your own list of the class' pupils.

Birthdays in class 4B

Pupil's name	Birthday
Alex Hansen	27-03-1992
Anders Villadsen	31-07-1991

Oversigt over fødselsdage i 4B

ELEVENS NAVN	FØDSELSDAG
Alex Hansen	27-03-1992
Anders Villadsen	31-07-1991

Class bulletin board [Klassens opslagstavle]

On the class bulletin board you can read short notices about what is going on in the class.

Schedule [skema]

Here you can see your child's schedule and any changes.



What's new in ForældreIntra

New options will regularly become available in ForældreIntra. For example, every child now has his/her own tab, so you can quickly switch between the children's websites if you have more than one child at the school. Any new notices will be shown in a pop-up window on your screen when you log on to ForældreIntra.

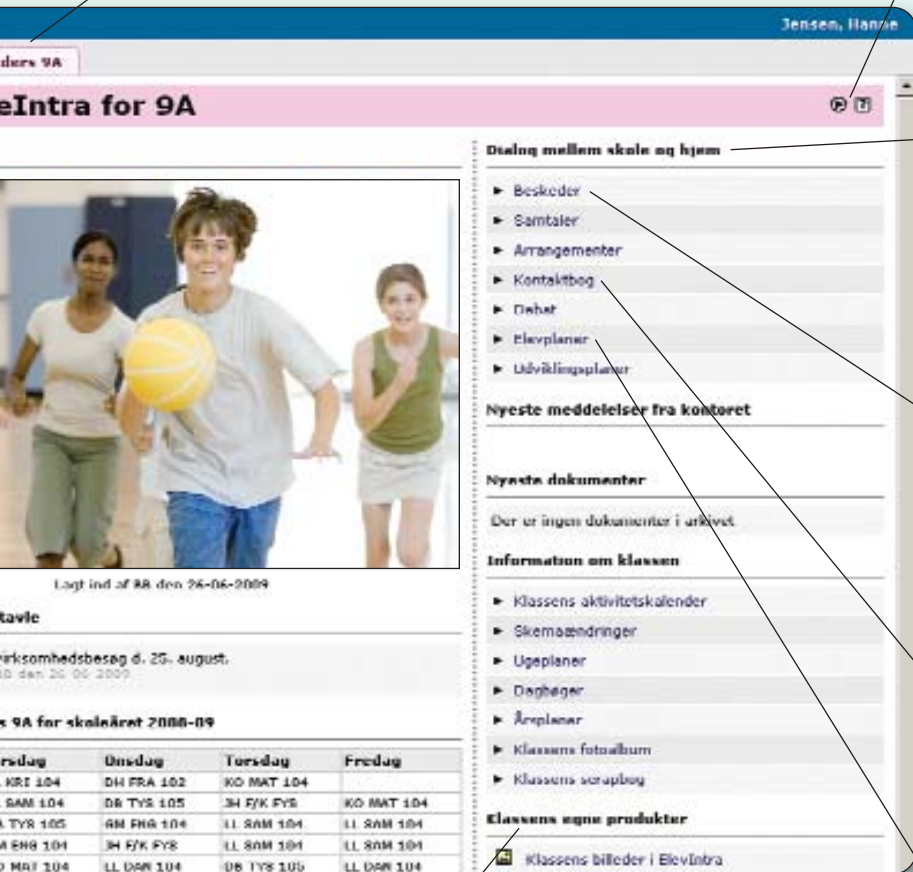
You can now also make many more changes in your personal preferences. You can read more about this on the back of the folder.

One tab per child

Each child has his/her own tab, so if you have more than one child at the school, it is easy to switch between the children's websites.

Help

Get help via video and text.



Dialog between school and home [Dialog mellem skole og hjem]

Notices, lesson plans, registration for events [arrangementer] and much more.

Messages [Beskeder]

Here you can send and receive messages.

Contact book [Kontaktbog]

Via the contact book you can maintain a dialogue with the teachers about your child.

The class' own productions [Klassens egne produkter]

Here you can see, for example, pictures and the class' Internet newspaper.

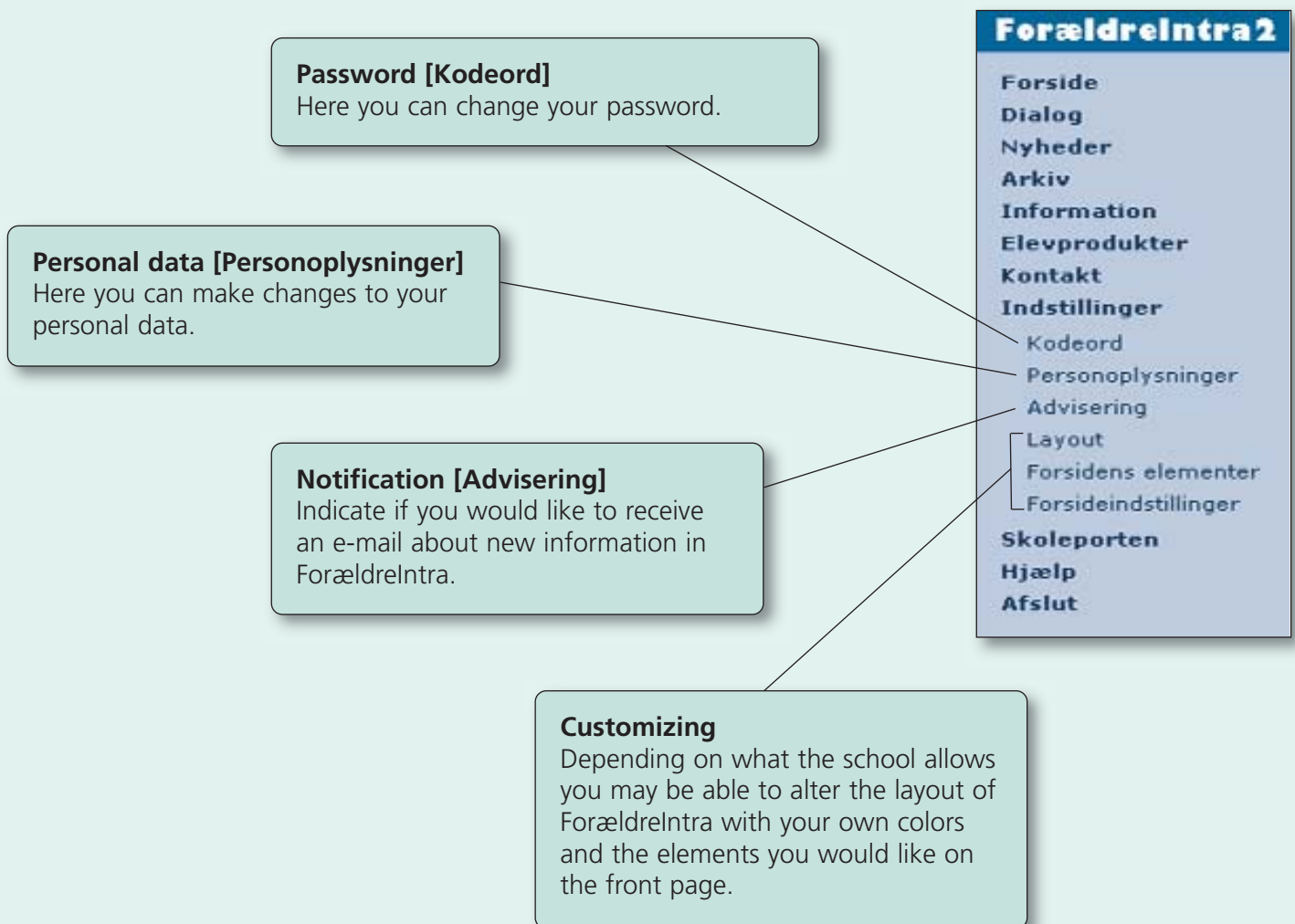
Klasseavisen

Individual learning plans [Elevplaner]


Here you can see your child's individual learning plans.


Preferences [Indstillinger]


There are now even more possibilities for you to change your personal preferences in ForældreIntra. The individual school determines which possibilities are available to you.




Four icons you see in many places on ForældreIntra

 Create a new document, message, etc.

 Correct or change

 Delete documents, pictures, etc.

 Help with ForældreIntra

UNI•C is an agency under the auspices of the Ministry of Education, that provides a broad spectrum of IT- services to the education and research community. More than 1.000,000 users are regularly in touch with UNI•C's IT-services and products.

For more information, visit www.uni-c.dk